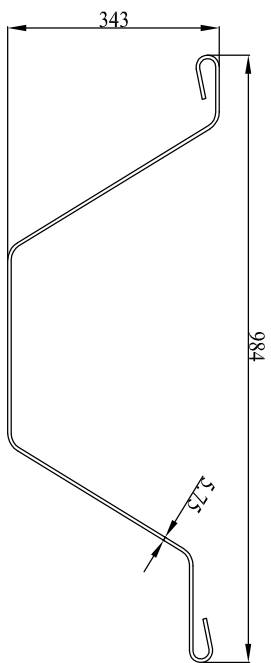
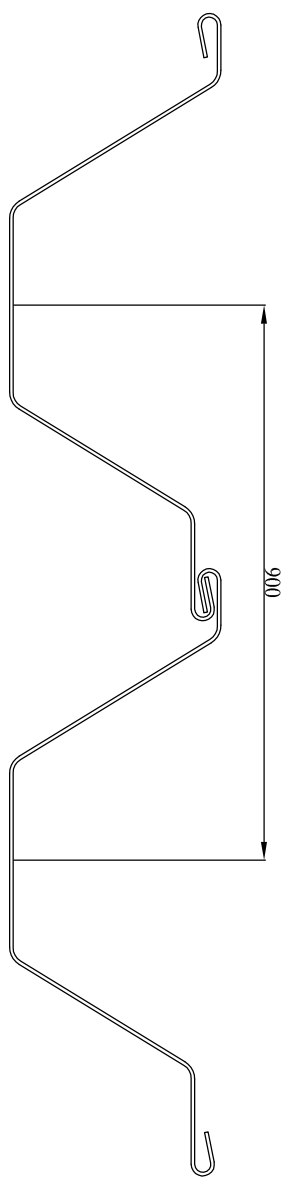


C			
M			
L			
K			
J			
I			
H			
G			
F			
E			
D			
C			
B			
A	Initial Revision	13.11.15	JLY

Notes:
All dimensions in millimetres




SHEET PILE PROFILE



INTERLOCKED PROFILE

COMBINED PILE PROPERTIES								
SERIES	UNIT WIDTH W [in] (mm)	HEIGHT H [in] (mm)	THICKNESS t [in] (mm)	MASS [lb/ft] (kg/m)	MASS [lb/ft ²] (kg/m ²)	TOTAL MODULUS [in ³ /ft] (cm ³ /m)	TOTAL MOMENT OF INERTIA [in ⁴ /ft] (cm ⁴ /m)	Coating Area both side [ft ² /ft] (m ² /m)
ESC-C-CFW9	35.43 (900)	13.50 (343)	0.23 (5.75)	45.49 (67.7)	15.41 (75.1)	16.9 (910)	116.13 (15,910)	9.84 (3.00)

PROFILE DRAWING			
Designed JLY	Drawn JLY	Checked CHK	Drawing No. -
Scale NTS	Date 13.11.2015	Job No. -	Rev. A



Drawing Title:
**ESC-C-CFW9 SHEET PILE
PROFILE DRAWING**

Stamp: _____
Signature: _____

Manufacturer:
ESC Group
Room 209, Dongdu International, No.651
East 2nd Ring Road,
Piao Di Hutai, Shuanghui, China
Postcode:200082
P1 : +86-21-31263901 Fax : +86-21-31263902
Email : escjsh@escpile.com

ESC Client: _____

Project Title: _____